

DISPOSAL

- Dispose of the packaging and the device shall always be in accordance with national and local laws and regulations.
- Never put the vaping device on fire. The built-in lithium-ion battery may burst or explode.

POSSIBLE SIDE EFFECTS

Nicotine is an addictive substance. If you inhale too much nicotine or use the product too much you may experience one or more of the following effects:

- Feeling faint
- Nausea
- Headache
- Coughing
- Irritation in the mouth or throat
- Dizziness
- Stomach discomfort
- Hiccups
- Nasal congestion
- Vomiting (being sick)
- Chest palpitations
- Abnormal heart rate

If you experience any of these side effects not listed in this leaflet, discontinue using this product. If the effect(s) continue after you stop use, consult your doctor or healthcare professional and bring this leaflet to their attention.

There are no reported medical side effects with this product. If you believe you experience a side effect, please contact the manufacturer.



www.firerosetech.com



FIREROSE

MANUFACTURER:

Dongguan Hongyi Manufacturing Co., LTD.


ADDRESS:

Room 401, Building 5, No.36 of Fuxing Road,
Chang'an Town, Dongguan City, Guangdong
Province, China,

E-mail: support@firerosetech.com



FIREROSE



Slidego

User Manual

SPECIFICATIONS

Dimension: 43.2*22.25*97mm
Battery Capacity: 1000mAh
Charging: Type-C
Pod Capacity: 2ml
Container Capacity: 10ml



Scan for
Video Instruction

READ ALL OF THIS INFORMATION LEAFLET CAREFULLY BEFORE YOU START USING THIS PRODUCT

This product is intended only for adult smokers. This product is not recommended for non-smokers, young people (under the age of 18), pregnant or breast-feeding women and those experiencing general ill health.


INSTRUCTIONS

1. Installation

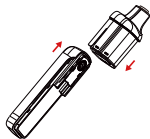
- 1** Peel off the insulating film on the bottom of the pod and remove the silicone plug from the side filling port.



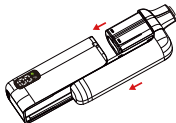
- 2** Remove the warning film from the container.



- 3** Slide the pod downward and the container upward to securely connect them.



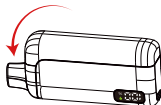
- 4** Insert the combined part into the device, the screen will light up to display the battery level, and the lightning bolt icon will flash once as a hint.



NOTE:

PLEASE DO NOT DISASSEMBLE THE CONNECTED POD AND CONTAINER BEFORE THE LIQUID IS USED UP TO PREVENT LEAKAGE.

- 5** Sit the device in the direction shown in the graphic below for 10 seconds to fully fill the pod.



2. Vaping

- A. Remove the silicone plug of mouthpiece.
B. Draw to vape.

3. Display

The screen will display the current battery capacity during vaping, and will go off 5 seconds after vaping.

4. Protection Function

Over-Time Protection: The lightning bolt and % icons will flash twice when the vaping time is over 10 seconds, and the device will stop output.

Low Voltage Protection: The lightning bolt and % icons will flash 10 times when the device voltage is too low, and the device will stop output.

Short Circuit: The lightning bolt and % icons will flash 5 times when the short-circuit occurs.

Open Circuit: The lightning bolt and % icons will flash 7 times when the open-circuit occurs.

5. Charging

Charge the device with a type-C charging cable and the lights flash during charging. The lightning bolt will go out and the number will show 100% when the charging is done.

WARNING

- Always keep the device away from children;
- Don't open the vaping device and don't attempt to repair the device yourself. Disassembling the device may damage it or may cause injury to you;
- Do not cover the device with items such as newspapers, tablecloths, or curtains, and do not use this device on soft support such as bedding, blankets, etc. It may cause burns and other injuries if the battery leaks or overheats during the night;
- Do not use your device near sinks or other wet locations;
- Do not expose this device to rain or moisture;
- Do not expose your device to extreme heat or cold. This may result in a risk of battery damage, other injury, or property damage;
- Keep out of direct sunlight;
- Store in a temperature between 2°C - 25°C;
- Do not use the vaping device near flammable liquids or gases.